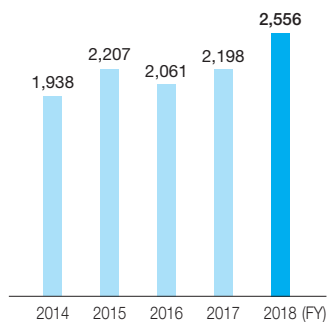
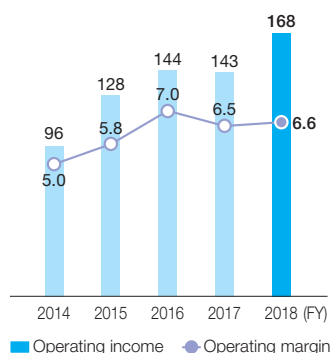


Financial Highlights

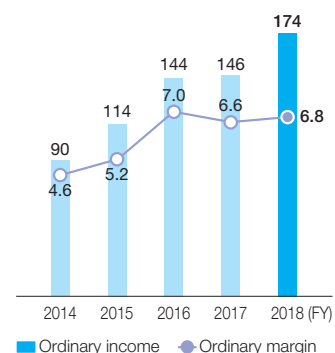
Net sales
(Hundred million yen)



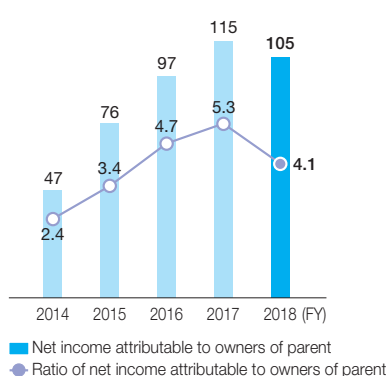
Operating income (Hundred million yen)
Operating margin (%)



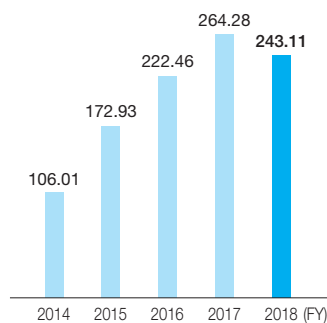
Ordinary income (Hundred million yen)
Ordinary margin (%)



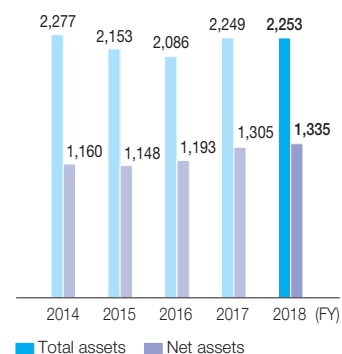
Net income attributable to owners of parent (Hundred million yen)
Ratio of net income attributable to owners of parent (%)



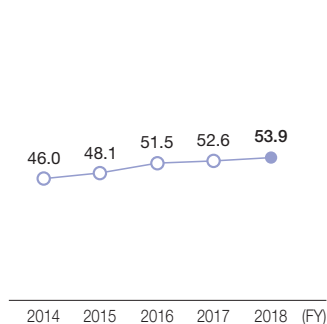
Profit per share
(Yen)



Total assets (Hundred million yen)
Net assets (Hundred million yen)



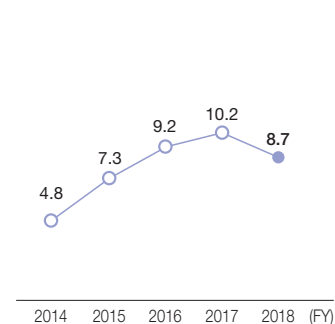
Equity ratio
(%)



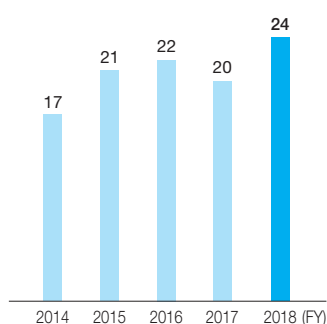
ROA
(%)



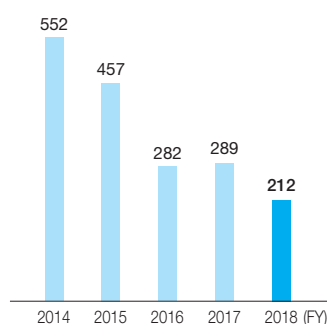
ROE
(%)



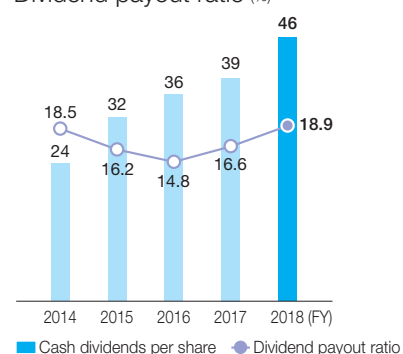
Research and development expenses
(Hundred million yen)



Interest-bearing liabilities
(Hundred million yen)



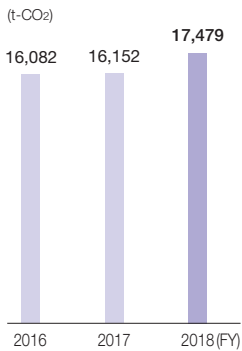
Cash dividends per share (Yen)
Dividend payout ratio (%)



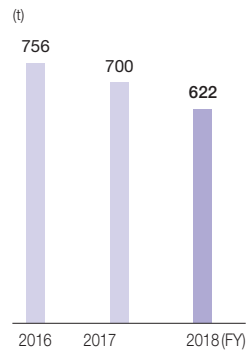
Non-financial Highlights

Environmental Indicators

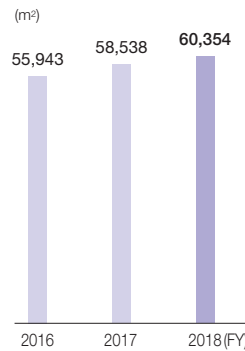
Greenhouses gas (GHG) emissions



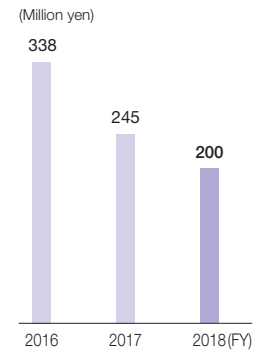
Weight of waste materials released



Water usage

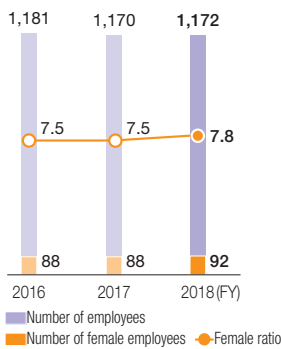


Environmental accounting (cost)

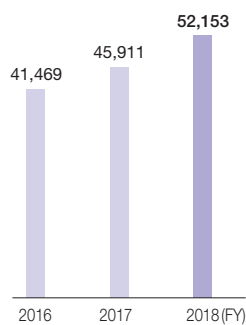


Social Indicators

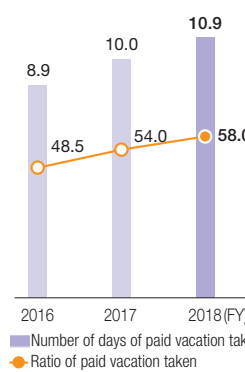
Number of employees (persons)
Number of female employees (persons)
Female ratio (%)



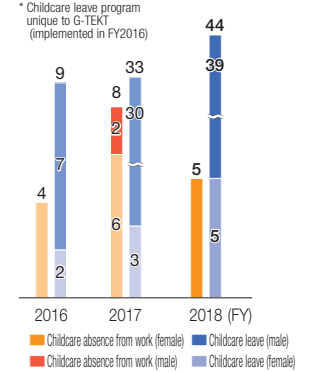
Education and training expenses per person (Yen)



Number of days of paid vacation taken (days)
Ratio of paid vacation taken (%)



Number of employees taking childcare absence from work (persons)
Number of employees taking childcare leave* (persons)



Other Non-financial Data

Classification		FY2016 (actual)March 31, 2017	FY2017 (actual)March 31, 2018	FY2018 (actual)March 31, 2019
Environment	Violations of environmental laws & regulations	Nil	Nil	Nil
	Environmental problems (accidents, contamination)	Nil	Nil	Nil
	Environment-related complaints	Nil	Nil	Nil
	Biodiversity conservation expenditure*1	¥3.45 million	¥4.08 million	¥3.15 million
Social	Number of foreign employees	9 persons	7 persons	7 persons
	Number of female managers and officers	0 persons	0 persons	0 persons
	Number of foreigner managers and officers	0 persons	0 persons	0 persons
	Average monthly overtime hours	26.0 hours/month	23.0 hours/month	28.35 hours/month
	Personnel leaving employment status	39 persons (37 men, 2 women)	42 persons (40 men, 2 women)	33 persons (31 men, 2 women)
	Number and ratio of disabled persons employed	24 persons, 2.1%	25 persons, 2.1%	25 persons, 1.93%
	Number of employees on leave due to accident	1 persons	1 persons	1 persons
	Number of employees on mental health leave	5 persons	9 persons	9 persons
Governance	Expenditure on social contribution activities*2	¥8.43 million *Including ¥5 million Kumamoto earthquake donation	¥1.78 million	¥8.60 million *¥5 million West Japan floods and landslides donation
	Expenditure on political donations and lobbying activities	¥0	¥0	¥0
	Measures against conflict minerals	Not applicable	Not applicable	Not applicable
	Whistleblowing incidents	14 cases	27 cases	21 cases
	Number of violations of domestic/overseas laws & regulations	Nil	Nil	Nil

*1: Included in environmental accounting *2: External expenditure only